

# Rainbow Write

First write each word in pencil. Then trace over each word three times. **Each time you trace, you must use a DIFFERENT colour crayon.** Trace neatly and you will see a rainbow!

# Silly Sentences

Write silly sentences using a spelling word in each sentence. Please underline your spelling words! Write neatly!

Example: My dog wears a blue and purple dress when he takes a bath.

# Hidden Words

Draw and colour a picture. Hide your spelling words inside your picture.

**Show your picture to someone and see if they can find your hidden words!**

# Backwards Words

Write your spelling words forwards and then backwards. Write neatly!

**Example:**      where      erehw

## Pyramid Writing

"Pyramid write" your spelling words. You must write neatly!

\*Example:   home     h  
                                  ho  
                                  hom  
                                  home

## Create an Activity

Can you think of a really fun way to practise your spelling words?

**Then go for it!**

Be sure to explain your activity so that I can share it with the class!

## ABC Order

First write your spelling words in a list.

Then, write each of their letters in

alphabetical order:

FIRST = FIRST

WORDS = DORSW

**For an extra bonus, write your words in reverse alpha - order!**

## Story, Story

Write a story using ALL of your spelling words.

Be sure to underline your spelling words in your paragraph.

## Draw and Label

Draw and label your spelling words. You **MUST** colour your drawings and labels.

Don't forget to add a lot of great detail!

## Squiggly Spelling Words

You are going to write your spelling words out twice; first, in regular, joined letter, then in squiggly letters!

## Blue Vowels!


Write each of your spelling words.

You will need a blue coloured pencil. Trace over the vowels in each word with your blue coloured pencil.

(Vowels = a e i o u)

## Bubble Letters Rock!

Write your spelling words in bubble letters.



# Three Times!

Write each spelling word three times. **First**, write each word in pencil.  
**Second** write each word in crayon.  
**Third**, write each word in marker.  
You MUST write neatly!

# Acrostic Poem

Choose one of your spelling words. Write an acrostic poem for that word.

You must also ILLUSTRATE your poem.

\*Example: **F**un in the sky.

**f**ly      **L**aps around clouds.

**Y**es! I'm free!

# Adding My Words

Each letter has a value.

\***Consonants are worth 10.**

\***Vowels are worth 5.**

Write your spelling words. Then add up the value of each word - which is most valuable?

Example- said-  $10 + 5 + 5 + 10 = 30$

# Superman Letter

Your job is to write a creative letter to Superman (or another super hero).

In your letter, you must use each of your spelling words. Be sure to underline your words as you use them.

## Spelling Shapes

Count your spelling words. Draw one shape for each word. Then write your spelling words inside each of the shapes.

Examples:

babies

cried

## Anagrammed Words

Fold a piece of paper three times lengthwise (making three long rectangular columns). Write your words in the first column.

Then write them again with the letters all mixed up (anagram) in the second column.

Put your words aside. Come back later to unscramble your words. Write the unscrambled words in the third column.

## Spelling Poem

Write a poem (it can be silly or serious) that uses all the words in your spelling list.

Can you include words you often get wrong? (AND get them right?)

## Consonant Circle

**Write each of your spelling words.**

Then go back and circle all of the consonants in your words!

**Don't forget to write neatly!**

# Vowel Circle

Write each of your spelling words.

Then go back and circle all of the vowels in your spelling words!

Don't forget to write neatly!

# Buzzing Bees

Draw and colour an outdoor picture. Count your spelling words. Draw a bee for each of your spelling words. Then write the words inside each of the "spelling" bees. Write neatly!

# Goofy Spelling Story

Write a goofy spelling story using each of your spelling words.

Be sure to underline your words as you use them.

Illustrate and colour your story!

# Riddle Me

Write a riddle for each of your spelling words. Don't forget to add the answers to your riddles.

\*Example- I cry when I am hungry. I wear nappies. I am cute and cuddly. What am I? \*Answer- Baby

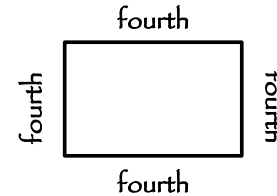
## Connect the Dots

Write ten of your spelling words in dots.

Then connect the dots by tracing over them with a coloured pencil.

## Trace a Shape

Draw a different shape for each word. Then trace each shape by writing your spelling words around them!



## 30 Second Words

Write a TV commercial using all of your spelling words.

What are going to advertise?




## Rhyming Words

Write each of your spelling words. Next to each word, write a rhyming word. It can be any word as long as it follows the same spelling pattern.

\*Example: cries tries

# Code Words

Come up with a code for each letter of the alphabet. Write down your code.

\*Example: a=   

Then write your spelling words in code.

You must write the actual spelling word next to the "code word."

# Fancy Letters

Write each of your spelling words using *fancy* letters.

Your letters can have curly-q's or dots, for example. Have fun!

# Sign Your Words

Use sign language finger spelling to sign the spelling of your words.

Check out <https://www.british-sign.co.uk/fingerspelling-alphabet-charts> to see hands making the letters so you can practise!

# UPPER and Lower

Write your spelling words two times each.

**First**, write each word in UPPERCASE letters.

**Second**, write each word in lowercase letters.

\*Example- SLIDE slide



## Colourful Words

Write each of your spelling words.  
Write each letter using a different  
coloured pencil!

\*Example- colourful

## Across and Down

Write each of your spelling words across  
and then down  
(starting with the first letter).

\*Examples- when                      four  
                  h                                o  
                  e                                u  
                  n                                r

## 3-D Words

Use Play-Doh or clay to sculpt your  
spelling words.

## Air Write!

Write your spelling words in the air using your  
finger.

Ask a partner to read your words as you write  
them

OR have a partner air write and your job is to  
read the words.

## Secret Agent Words

Number the alphabet from 1-26.

Example: a=1, b=2, c=3, d=4, etc. Then convert your words to a number code.

You must write the actual spelling word next to the "code word."

## Back Writing

Use your finger to spell out each of your spelling words, one letter at a time, on your mum or dad's back.

Then it's YOUR turn to try to FEEL and spell!

## Spell-er-size!

Pretend you are a cheerleader and call out the letters of your words!

Cheer up high for letters that touch the top handwriting line (eg. t and l), hands on hips for middle letters (eg. a and e), and cheer down low for low letters (Eg: y and j).

## Choo-Choo Words

Write the entire list end-to-end as one long word (like a train). Use a different coloured crayon for each word.

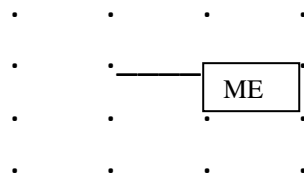
Eg:

hopmopestopdrop

Does your train create any new words?

## Dots Buddy Game

Make a square of 4 rows of dots with 4 dots in each row. Test your buddy with a sp word, if the word is spelled correctly, the player can connect two dots. When a square is formed, he can write his initials in the box.



## Dusty Words

Get a sandtray and write your words in the sand - with joined up writing!

Be sure to clean up afterwards!

## Create-A-Word

Use lolly sticks to spell out letters of your words.



Which word uses the most sticks?

## Good, Clean Words

Find a table, work surface or flat surface that can be cleaned easily. Spray a small amount of shaving cream and spread it out.

Write your spelling words in the shaving cream and be sure to clean up afterwards!

## Hopscotch Words

Make a hopscotch board on the playground/path with chalk.

Write letters instead of numbers and HOP your words!

## Letter Writing

Write a friendly letter to a friend or family member using each of your words. Underline the spelling words that you use in your letter.

**After your letter is checked, you can POST it!!**

## Magazine Words

Use an old magazine and find your words (or the letters that make up your word).

Cut them out and glue on your paper.

## Match-Up

Write each of your words on two different index cards. Turn all the cards face down and mix them up.

Lay out your cards in rows (like concentration) and flip over two cards at a time. Read each card aloud to see if they match. Keep them if they match or flip over and try again!

# Word Search

Write a list of your spelling words,  
search for them in a book of your choice  
- tick them off your list when you find  
them.

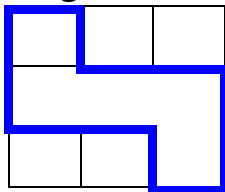
Write the title of the book you used.

# Spelling Flowers

Draw a picture of a great big flower.  
Write each of your spelling words on one  
of the flower petals or on a leaf. Draw  
extra flowers if you run out of room.

# Surround Words

Write your words on squared paper. Write  
“small” letters, one letter in each box. Use  
two boxes for “tall” letters like t and l and  
“low” letters like j and g. Then outline the  
words using different colours.



# Telephone Words

First write your words in a list. Then look at a  
telephone keypad. Translate each letter into the  
numbers on the keypad. Now write your spelling  
words using this code!



# Roll a Word

Roll a ball back and forth with a partner. You say the 1<sup>st</sup> letter, and then toss and your partner says 2<sup>nd</sup> letter, and so forth.

# Type 'Em

Type your spelling words on the computer.

*Make each word have a different font.*

# Word Search

Make a word search puzzle using your spelling words.

Use the Discovery School's online  
Puzzle Maker

<http://www.puzzlemaker.com>.

Then find your words!

# Trace Around

bag

## Words Within Words

Write each spelling word and then write at least two words made from the same letters that is hidden inside the word.

*Example:* slide

side lie lid led etc.

## Newsy Words

Write your words into a news story. Can you include all the parts of a newspaper report while you do it?

5Ws and H

## Other Handed

First write your spelling words the way you usually do it.

Then, try writing the list with your other hand!

## Pasta Words

Arrange alphabet pasta or Alphabet cereal to form your spelling words.

Glue onto a piece of paper.

## Practice Test

Take a practice test.

Take it in turns to ask how to spell your spelling words.

Each write them in a list.

Check your practice test.

Correct any errors.

## Sound Words

Use a voice recorder to record yourself spelling out your words.

Then listen back to it, checking to see that you spelled all the words correctly -

How will you do this accurately?

## Spelling Rounders

Draw four bases on a piece of paper or lay out four pillows to be the bases. The bowler selects a word. If the batter can spell the word correctly, he moves forward one base.

**A point is earned every time you pass 4th base.**

## Words Without Consonants

Write your spelling words on a list, but replace all the consonants with a line. Then go back to the beginning of your list and see if you can fill in the correct missing consonants.



## Spelling Bee

Practice your spelling words in Spelling Bee style. **Spell your words out loud to a buddy.**

## Words Without Vowels

Write your spelling words on a list, but replace all the vowels with a line. Then go back to the beginning of your list and see if you can fill in the correct missing vowels.

## Spelling Flashcards

Make a set of flashcards to practice your spelling words. When you look at your flashcard, read the word and then spell it out loud.

\*Eg. there      t-h-e-r-e.

## Make Some Music

**Write a song or rap that includes your words!**

Share it with a class mate

# Morse Code

Use Morse Code to spell your words.  
It is a series of dots (1 count) and dashes (3 counts).  
Check out this site,  
<http://www.morsecode.dutch.nl/alphabet.html>  
to see the international (NATO) Morse Code so you  
can practice!

# Scrabble!

Use Scrabble tiles to spell out  
your spelling words.

For a little extra Maths practice, figure  
out the point value of each of your  
words!

# Flash Writing

**In a darkened room, use a torch to write  
your spelling words in the air.**

Ask a partner to read your words as you write  
them OR your partner can “flash write” the  
words and your job is to read.

# Delicious Words

Spray a small amount of hundreds and  
thousands (or anything else you can eat) on a  
plate and spread it out.

**Write your spelling words and be sure to  
clean up afterwards... yummy!**